



OpenCms Days 2011

Workshop Track:

***A Fresh Look on the Alkacon OAMP
Modules***

Peter Sreckovic,
Alkacon Software GmbH.



1. Introduction of the Alkacon OAMP Modules
 - Overview over existing OAMP Modules

2. OAMP Webform Module and its extensions
 - Key features
 - Usage
 - Webform Module
 - Survey Module
 - Comments Module

3. OAMP GeoMap Module
 - Key features
 - Usage of the GeoMap Module

4. OAMP HtmlCleaner Module
 - Key features
 - Usage of the HtmlCleaner Module



Introduction of the Alkacon OAMP Modules



What are the Alkacon OAMP Modules?

- OAMP = OpenCms Add-On Module Package
- Free, open source extension modules for OpenCms
- Source Code available via CVS
- Partly based on experience of customer projects
- New versions of Webform, Comments and Survey Module to be released after OpenCms Days 2011.



Overview over existing Alkacon OAMP Modules



Alkacon OAMP ExcelImport Module



Key Features:

- creates XML content item(s) from records of Excel sheets
- Excel column names get matched to XML tags
- complete configuration of Alkacon ExcelImport is done in one file.
- Import (and publishing - if selected) is done with one mouse click



Usage:

- What kind of Data can be imported?
- What kind of resource type can be created?
- Configuration
- How to import



The Alkacon OAMP DocCenter Module



Key features:

- Documents may be assigned in categories.
- Full text search and search frontend for new documents
- Document types are identified by icons. The same content may be offered in different file formats.



Usage:

- Taxonomy of an Alkacon DocCenter
- Search options in DocCenter
- Icons
- Sort document lists



Alkacon OAMP Webform Module



Key features:

- Place Webforms with drag & drop where needed.
- Text input, Text area, Checkbox, Radio buttons, Hidden fields, File upload fields, Email Field and more.
- HTML Rendering with StringTemplate
- Supports all top databases



Usage:

- Webform Configuration
- Webform frontend view
- Report frontend view
- Webform frontend view



Customization:

- Frontend: HTML formatting with StringTemplate
- create your own StringTemplate variation
- CSS usage in advanced configuration section



Extensions:

- Comments module
- Survey module
- Both modules use the Webform API, so this module has to be installed, too



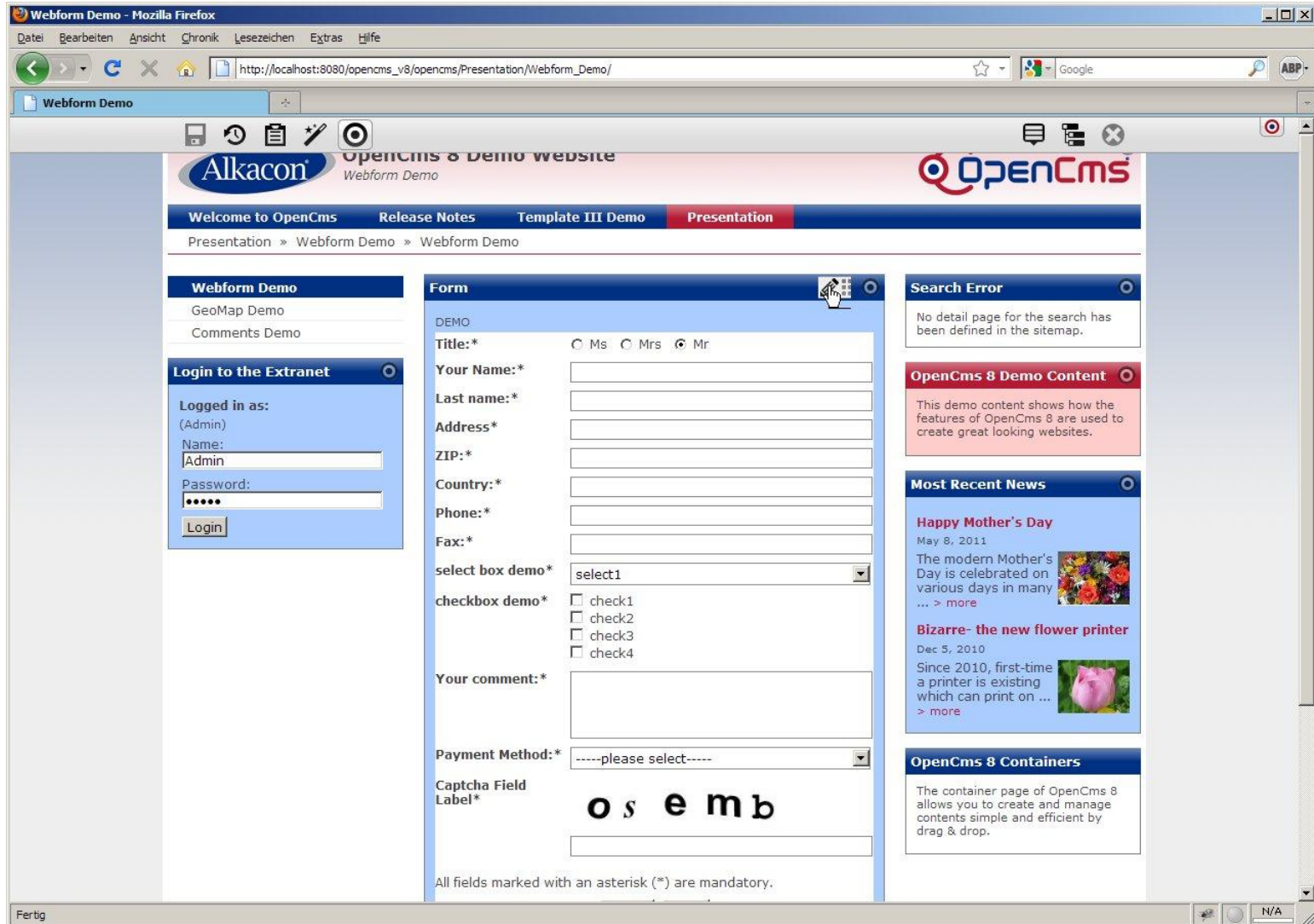
Demo

CSS usage in advanced configuration section



Overview Alkacon OAMP Webform Module

Click on Edit Symbol



Webform Demo - Mozilla Firefox

http://localhost:8080/opencms_v8/opencms/Presentation/Webform_Demo/

Alkacon Webform Demo

OpenCms 8 Demo website

Welcome to OpenCms Release Notes Template III Demo **Presentation**

Presentation » Webform Demo » Webform Demo

Webform Demo

- GeoMap Demo
- Comments Demo

Login to the Extranet

Logged in as:
(Admin)
Name:
Admin
Password:
.....

Form

DEMO

Title:* Ms Mrs Mr

Your Name:*

Last name:*

Address*

ZIP:*

Country:*

Phone:*

Fax:*

select box demo*

checkbox demo* check1
 check2
 check3
 check4

Your comment:*

Payment Method:*

Captcha Field Label* **o s e m b**

All fields marked with an asterisk (*) are mandatory.

Search Error

No detail page for the search has been defined in the sitemap.

OpenCms 8 Demo Content

This demo content shows how the features of OpenCms 8 are used to create great looking websites.

Most Recent News

Happy Mother's Day
May 8, 2011
The modern Mother's Day is celebrated on various days in many ... [> more](#)

Bizarre- the new flower printer
Dec 5, 2010
Since 2010, first-time a printer is existing which can print on ... [> more](#)

OpenCms 8 Containers

The container page of OpenCms 8 allows you to create and manage contents simple and efficient by drag & drop.

Fertig

Overview Alkacon OAMP Webform Module

Under tab "additional configuration" add new CSS file

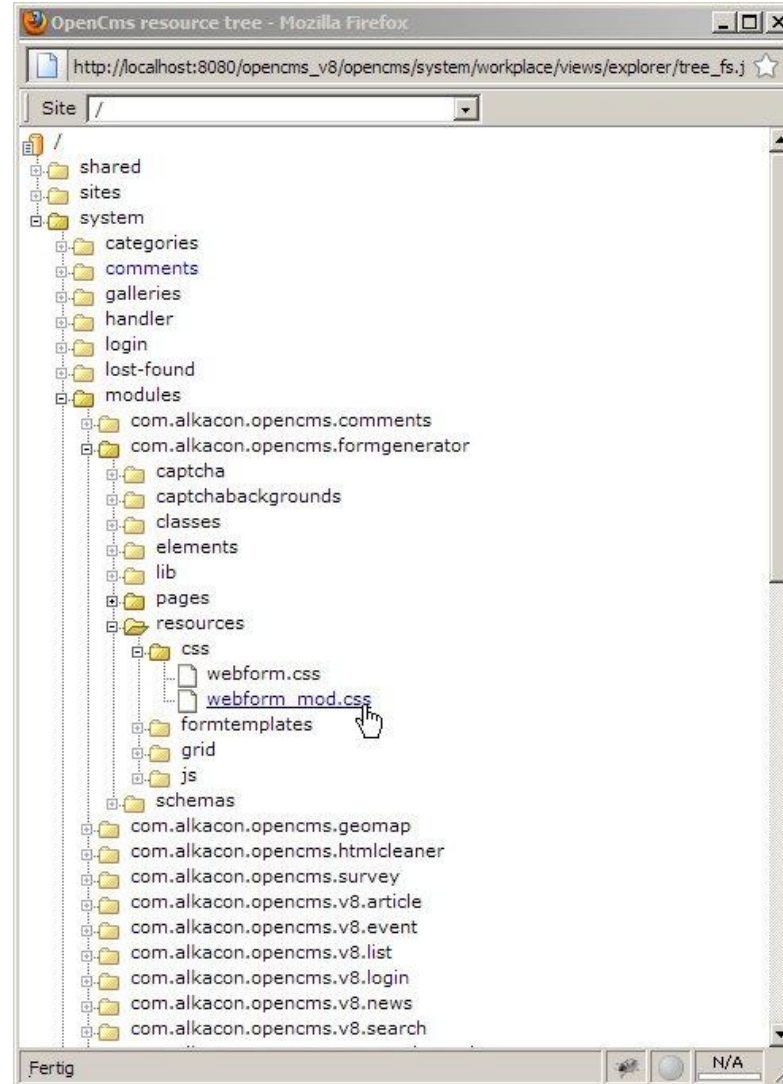
The screenshot displays the configuration page for a webform in the OpenCms system. The browser window is titled "Webform Demo - Mozilla Firefox" and shows the URL "http://localhost:8080/opencms_v8/opencms/Presentation/Webform_Demo/". The main content area is titled "Editor - /_contents/webforms/wf_00001.html" and contains the following configuration options:

- Mail type:
- Mail CC:
- Mail BCC:
- Mail CSS: New
- Enable form check page:
- Check page text:
- Advanced configuration:
 - Enable mandatory marks:
 - Enable reset button:
 - Form attributes:
 - Field attributes:
 - Dynamic fields class:
 - CSS file: New
 - HTML template file: New
 - Property file: New

At the bottom of the page, a status message reads: "User (Admin) logged in at 5/13/11 9:28 AM from 127.0.0.1". The browser's status bar at the very bottom shows a JavaScript error: "javascript:addElement(OptionalFormConfiguration[1]/CSS', 0, '%5B%5D')".

Overview Alkacon OAMP Webform Module

Select a CSS file (prepared)



Overview Alkacon OAMP Webform Module

Changes to the original CSS file

```
(16 equal lines skipped)

/* webform wrapper */
div.webform_wrapper {
  background-color: #FFF;
  background-color: #550;
}

(12 equal lines skipped)

  font-weight: bold;
  padding: 4px 0;
  color: #FFF;
}

(10 equal lines skipped)

  width: 99%;
  padding: 2px 0;
  border: 4px solid #808;
  border: 5px solid #808;
  background-color: #F0F;
}

div.webform_wrapper select {
  width: 99%;
  padding: 2px 0;
  border: 4px solid #088;
  border: 5px solid #088;
  background-color: #0FF;
  height: 22px;
}

div.webform_wrapper textarea {
  width: 99%;
  padding: 2px 0;
  border: 4px solid #880;
  border: 5px solid #880;
  background-color: #FF0;
  height: 60px;
}

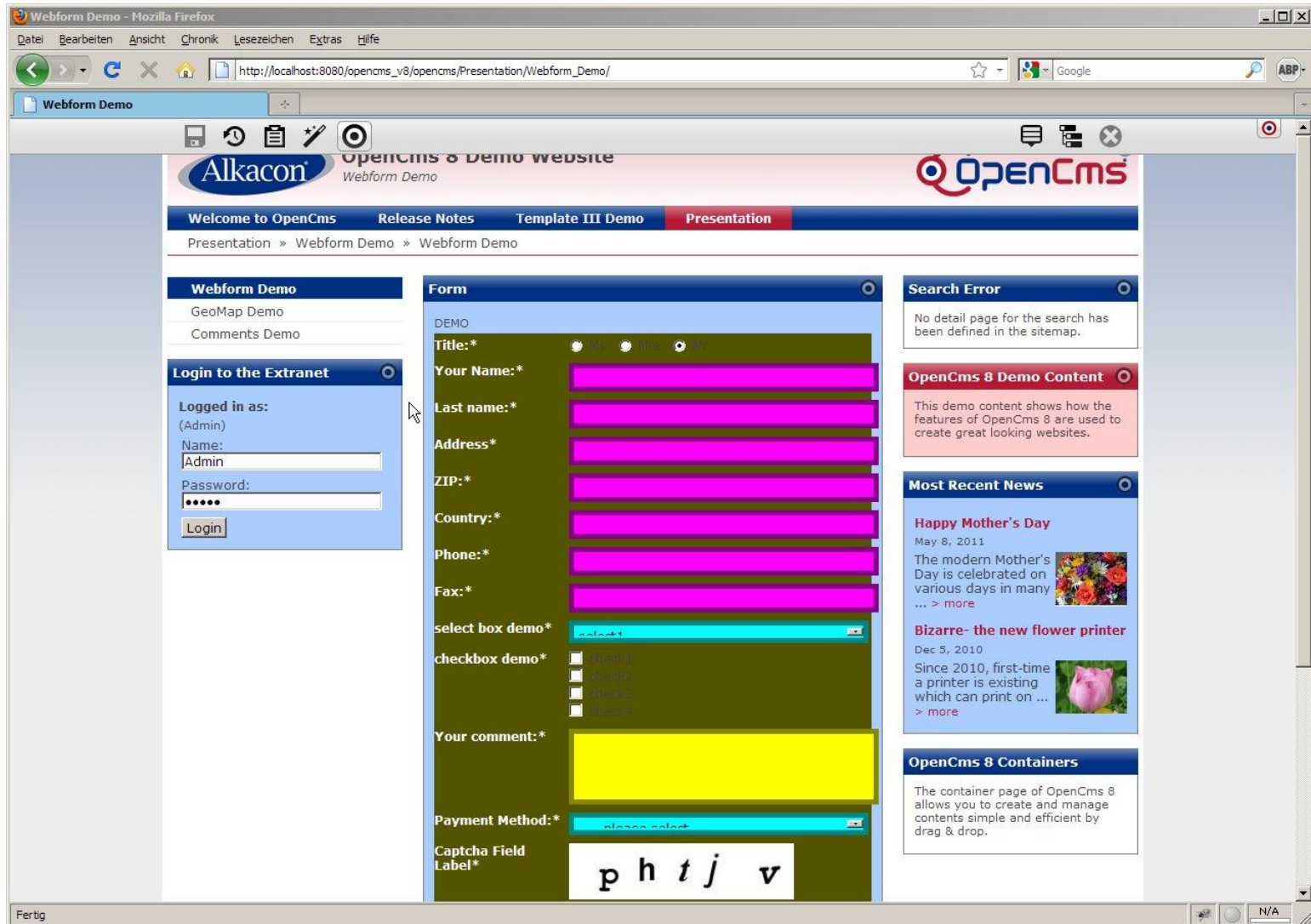
(329 equal lines skipped)
```

User (Admin) logged in at 5/13/11 9:28 AM from 127.0.0.1

Fertig

Overview Alkacon OAMP Webform Module

Save and check if everything looks the way you want it to



Webform Demo - Mozilla Firefox

http://localhost:8080/opencms_v8/opencms/Presentation/Webform_Demo/

Alkacon Webform Demo

OpenCms 8 Demo website

Welcome to OpenCms Release Notes Template III Demo Presentation

Presentation » Webform Demo » Webform Demo

Webform Demo

- GeoMap Demo
- Comments Demo

Login to the Extranet

Logged in as:
(Admin)
Name:
Admin
Password:
.....
Login

Form

DEMO

Title:*

Your Name:*

Last name:*

Address*

ZIP:*

Country:*

Phone:*

Fax:*

select box demo*

checkbox demo*

Your comment:*

Payment Method:*

Captcha Field Label*

p h t j v

Search Error

No detail page for the search has been defined in the sitemap.

OpenCms 8 Demo Content

This demo content shows how the features of OpenCms 8 are used to create great looking websites.

Most Recent News

Happy Mother's Day
May 8, 2011
The modern Mother's Day is celebrated on various days in many ... > more

Bizarre- the new flower printer
Dec 5, 2010
Since 2010, first-time a printer is existing which can print on ... > more

OpenCms 8 Containers

The container page of OpenCms 8 allows you to create and manage contents simple and efficient by drag & drop.

Demo

create your own StringTemplate variation



Overview Alkacon OAMP Webform Module

Edit the Webform. Under "additional configuration" add new HTML template file

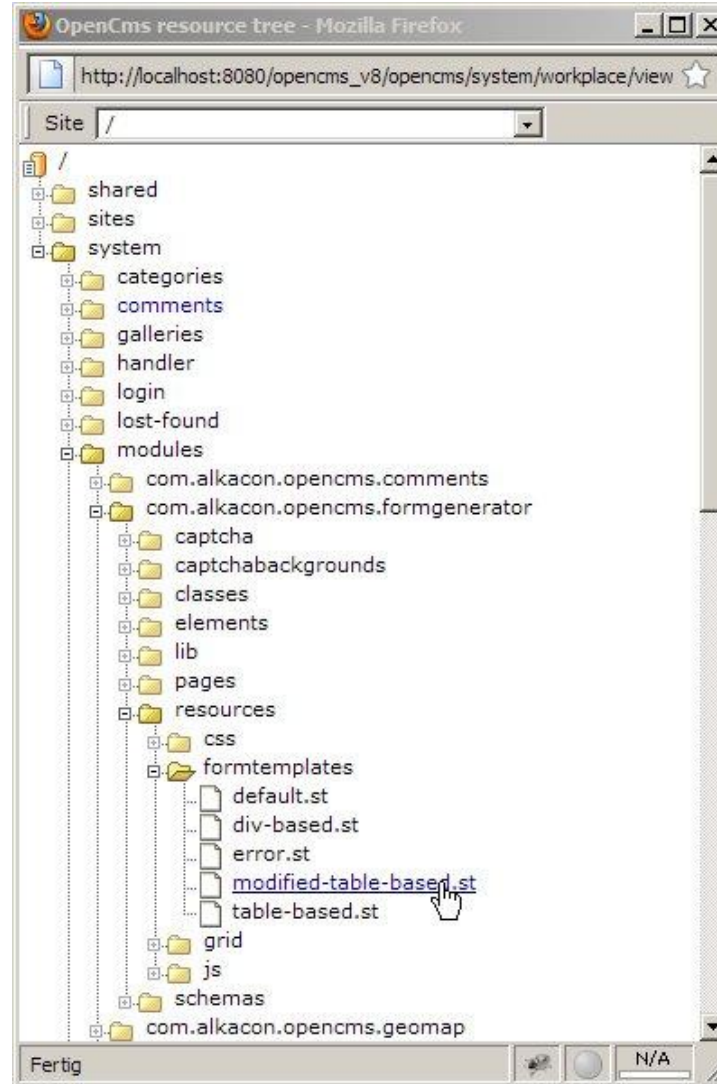
The screenshot displays the OpenCMS Webform Editor interface within a Mozilla Firefox browser window. The browser's address bar shows the URL `http://localhost:8080/opencms_v8/opencms/Presentation/Webform_Demo/`. The editor window is titled "Editor - /_contents/webforms/wf_00001.html" and contains the following configuration options:

- Mail CSS:** (Click on the "New" button on the right side to activate this element)
- Enable form check page:**
- Check page text:** DEMO
- Advanced configuration:**
 - Enable mandatory marks:**
 - Enable reset button:**
 - Form attributes:**
 - Field attributes:**
 - Dynamic fields class:**
 - CSS file:** (Click on the "New" button on the right side to activate this element)
 - HTML template file:** (This field is highlighted in the image)
 - Property file:** (Click on the "New" button on the right side to activate this element)
 - Action class:** (Click on the "New" button on the right side to activate this element)
 - Refresh session:** (Click on the "New" button on the right side to activate this element)
- Intermediate text:** (Click on the "New" button on the right side to activate this element)

The status bar at the bottom of the editor window displays: "User (Admin) logged in at 5/13/11 9:28 AM from 127.0.0.1". The browser's status bar at the very bottom shows the URL `http://localhost:8080/opencms_v8/opencms/system/workplace/editors/xmlcontent/editor_form.jsp#`.

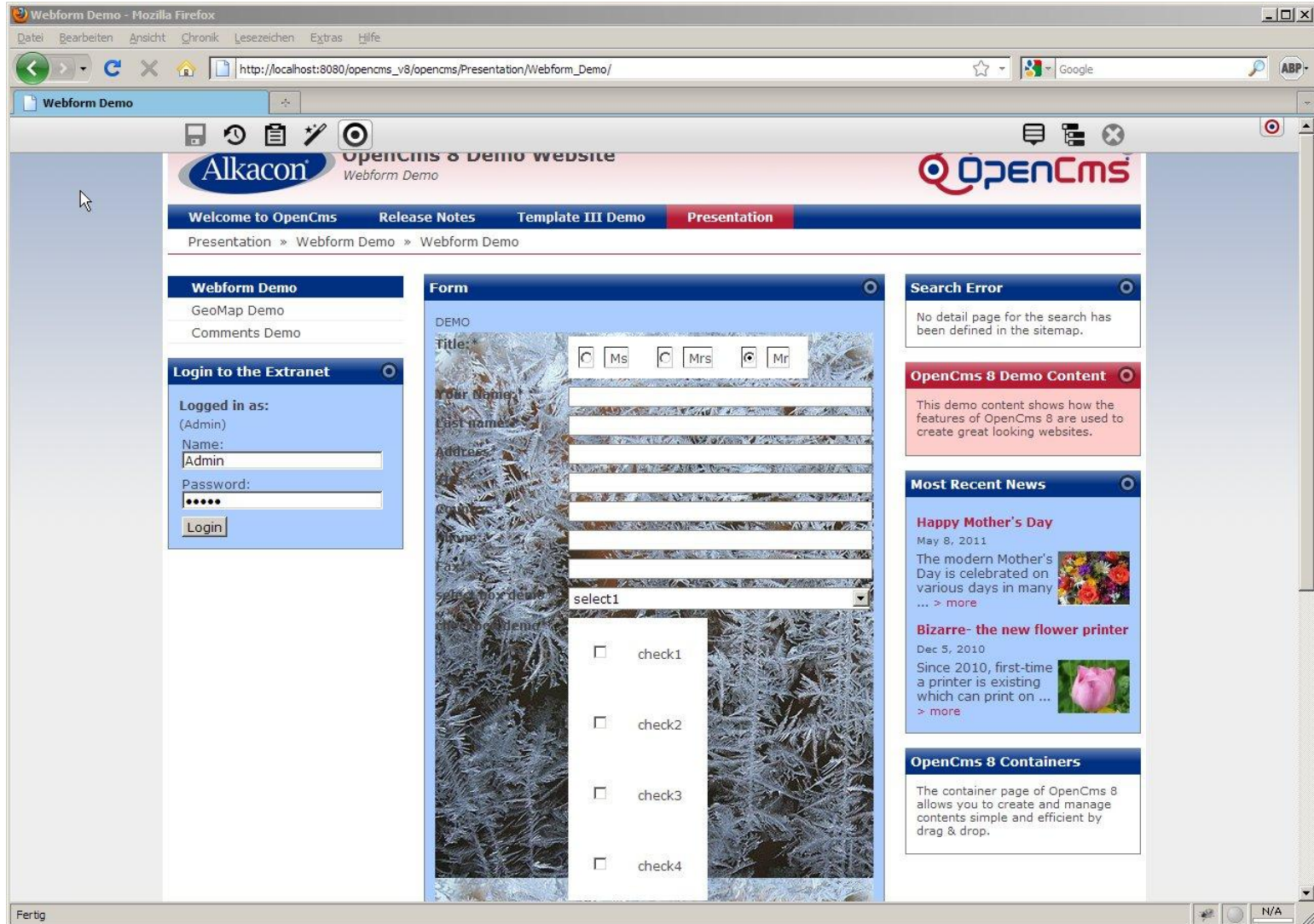
Overview Alkacon OAMP Webform Module

Select a StringTemplate file (prepared)



Overview Alkacon OAMP Webform Module

Save and check the output



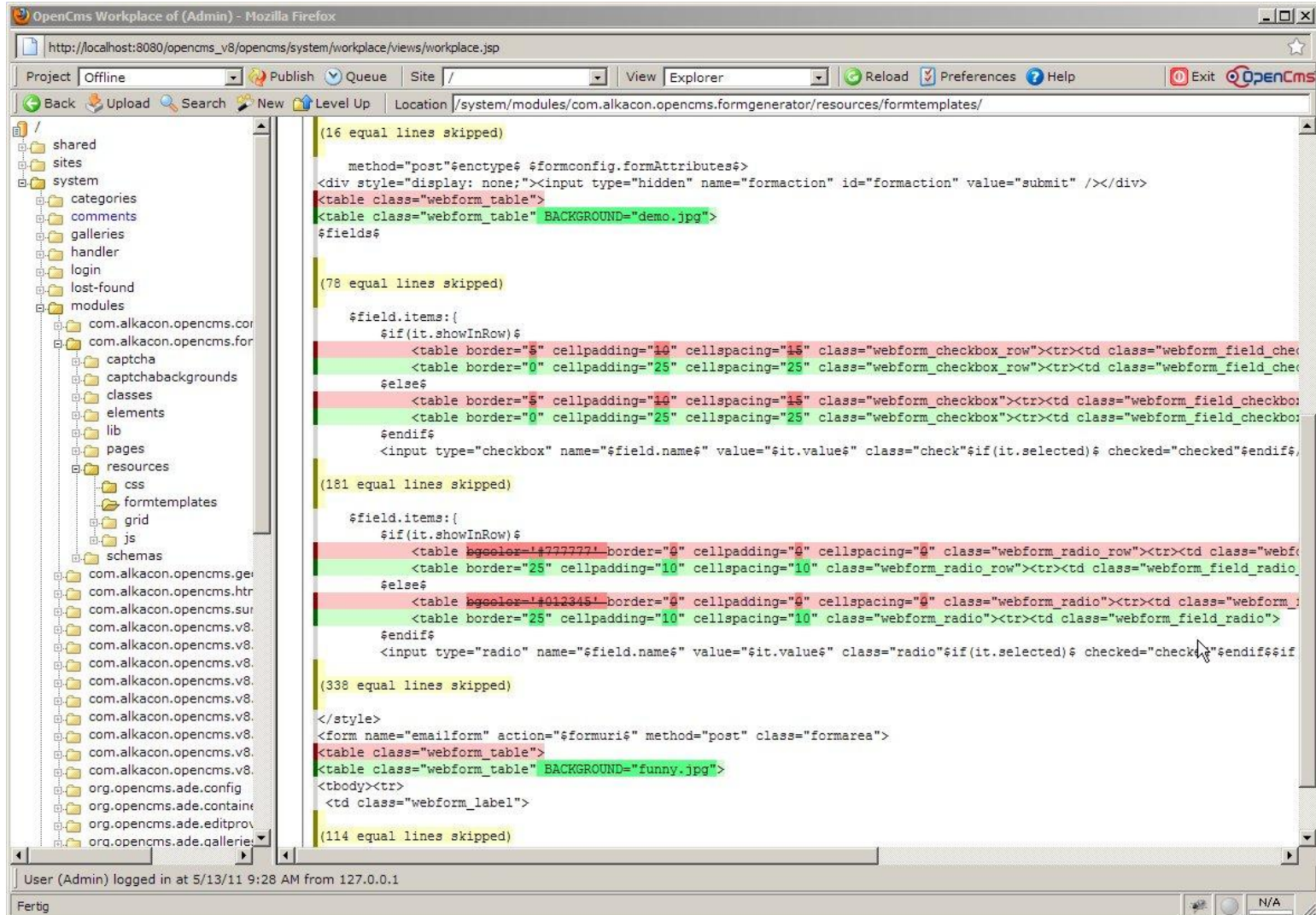
The screenshot shows a Mozilla Firefox browser window displaying the OpenCms 8 Demo website. The browser's address bar shows the URL `http://localhost:8080/opencms_v8/opencms/Presentation/Webform_Demo/`. The website has a blue and white theme. At the top, there is a navigation menu with links for "Welcome to OpenCms", "Release Notes", "Template III Demo", and "Presentation". Below the navigation menu, there is a breadcrumb trail: "Presentation » Webform Demo » Webform Demo".

The main content area is divided into three columns. The left column contains a sidebar with a "Webform Demo" menu, a "Login to the Extranet" section, and a "Logged in as:" section showing the user is logged in as "Admin". The middle column contains a "Form" module with a title "DEMO" and several input fields: "Title:", "Last Name:", "Address:", "City:", "Phone:", "E-Mail:", "Select one:", and "Checkboxes:". The right column contains a "Search Error" message, "OpenCms 8 Demo Content", "Most Recent News" (with two news items: "Happy Mother's Day" and "Bizarre- the new flower printer"), and "OpenCms 8 Containers".

The browser window also shows standard browser controls like back, forward, and search buttons, and a status bar at the bottom with the text "Fertig".

Overview Alkacon OAMP Webform Module

Changes to StringTemplate file for this example



```
(16 equal lines skipped)
    method="post"%enctype% $formconfig.formAttributes%
<div style="display: none;"><input type="hidden" name="formaction" id="formaction" value="submit" /></div>
<table class="webform_table">
<table class="webform_table" BACKGROUND="demo.jpg">
$fields%

(78 equal lines skipped)

    $field.items:{
    $if(it.showInRow)%
    <table border="5" cellpadding="10" cellspacing="15" class="webform_checkbox_row"><tr><td class="webform_field_che
    <table border="0" cellpadding="25" cellspacing="25" class="webform_checkbox_row"><tr><td class="webform_field_che
    $else%
    <table border="5" cellpadding="10" cellspacing="15" class="webform_checkbox"><tr><td class="webform_field_checkbo
    <table border="0" cellpadding="25" cellspacing="25" class="webform_checkbox"><tr><td class="webform_field_checkbo
    $endif%
    <input type="checkbox" name="$field.name%" value="$it.value%" class="checkbox"%if(it.selected)% checked="checked"%endif%,

(181 equal lines skipped)

    $field.items:{
    $if(it.showInRow)%
    <table bgcolor="#777777" border="0" cellpadding="0" cellspacing="0" class="webform_radio_row"><tr><td class="webfo
    <table border="25" cellpadding="10" cellspacing="10" class="webform_radio_row"><tr><td class="webform_field_radio
    $else%
    <table bgcolor="#4012345" border="0" cellpadding="0" cellspacing="0" class="webform_radio"><tr><td class="webform
    <table border="25" cellpadding="10" cellspacing="10" class="webform_radio"><tr><td class="webform_field_radio">
    $endif%
    <input type="radio" name="$field.name%" value="$it.value%" class="radio"%if(it.selected)% checked="checked"%endif%$if

(338 equal lines skipped)

</style>
<form name="emailform" action="$formuri%" method="post" class="formarea">
<table class="webform_table">
<table class="webform_table" BACKGROUND="funny.jpg">
<tbody><tr>
<td class="webform_label">

(114 equal lines skipped)
```

User (Admin) logged in at 5/13/11 9:28 AM from 127.0.0.1

Fertig

The Alkacon OAMP Comments Module



Key features:

- Free definable comment form
- Comment moderation option
- Different security levels and user restriction.



Usage:

- Editing a comments configuration
- Enabling comments with a given configuration
- Stylesheet and javascript inclusion



The Alkacon OAMP Survey Module



Key features:

- survey uses the OAMP Webform Module, only the view is different.
- An overview page shows the analysis of all given answers to a survey.
- It is also possible to show every given answer of a user in a detail page.



Usage:

- Editing an Alkacon Survey
- Editing an Alkacon Survey report
- Survey and survey report frontend view



Alkacon OAMP GeoMap Module



Key features:

- A new resource type "Alkacon GeoMap" allows embedding a Google map into your website with a few clicks.
- select a location by address or coordinates.
- Resize the map or change the zoom level or map type.
- Complete configuration of an Alkacon GeoMap is done in one file.



Usage:

- Creating a new GeoMap
- Editing an GeoMap.
- Tab "Coordinates"
- The Frontend View



Demo

Make GeoMap work with OpenCms 8



Overview Alkacon OAMP GeoMap Module

Two files need to be adapted: map.jsp...

The screenshot shows the OpenCms Workplace of (Admin) interface in Mozilla Firefox. The browser address bar shows the URL: `http://localhost:8080/opencms_v8/opencms/system/workplace/editors/xmlcontent/editor_form.jsp`. The interface includes a navigation menu on the left with a tree view of the file system, and a main editor area on the right displaying the content of `map.jsp`. The code is a JSP file that uses JSTL for formatting and OpenCms tags for content management. Key parts of the code include:

```
(4 equal lines skipped)
<${ taglib prefix="fmt" uri="http://java.sun.com/jsp/jstl/fmt"%>
<cms:include property="template" element="head" />
<c:set var="locale" value="${(cms:vfs(pageContext).context.locale)}" />
<fmt:setLocale value="${(locale)}" />
<fmt:bundle basename="com.alkacon.opencms.geomap.frontend">
<cms:formatter var="map">
<div class="element">
<div class="element">
<cms:contentload collector="singleFile" param="${(opencms.uri)}">
<cms:contentaccess var="map" />
<!-- calculate map size: width and height -->
(257 equal lines skipped)
</c:if>
</cms:contentload>
</div>
<script type="text/javascript">
// show map after loading
showGoogleMap();
</script>
</div>
</cms:formatter>
</fmt:bundle>
<cms:include property="template" element="foot" />
```

The status bar at the bottom indicates "User (Admin) logged in at 5/13/11 9:28 AM from 127.0.0.1" and "Fertig".

Overview Alkacon OAMP GeoMap Module

And map.xsd

OpenCms Workplace of (Admin) - Mozilla Firefox

http://localhost:8080/opencms_v8/opencms/system/workplace/editors/xmlcontent/editor_form.jsp

Project Offline Publish Queue Site / View Explorer Reload Preferences Help Exit OpenCms

Location /system/modules/com.alkacon.opencms.geomap/schemas/

Resource

Path: /system/modules/com.alkacon.opencms.geomap/schemas/map.xsd
Title: XSD for maps

Attributes

Attributes (2) Show Identical Attributes View version 1 (Online) View version Offline Print

I	Status	Property Name [▲]	Version 1 (Online)	Version Offline
1	changed	Date last modified	2/14/11 3:47 PM	5/8/11 7:40 PM
2	changed	Size	2840	2975

Properties

Properties (0) Show Identical Properties Print

I	Status	Property Name [▲]	Version 1 (Online)	Version Offline
No entries have been found.				

Show everything Show only differences

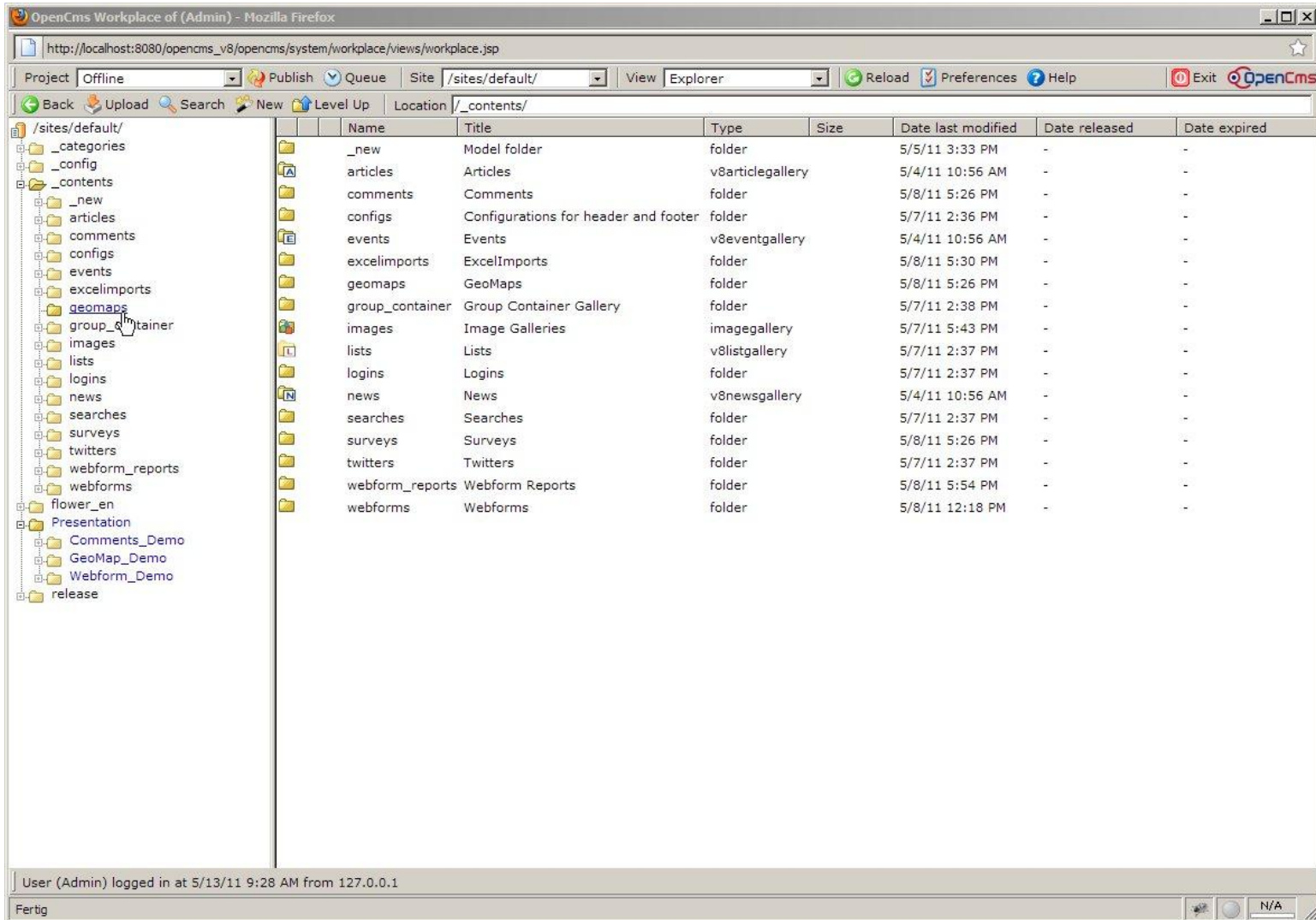
```
(44 equal lines skipped)
    <mapping element="Headline" mapto="property:Title" />
  </mappings>
  <formatters>
    <formatter minwidth="400" uri="/system/modules/com.alkacon.opencms.geomap/pages/map.jsp" />
  </formatters>
  <tabs>
    <tab element="Headline" name="General" collapse="false" />
  </tabs>
(5 equal lines skipped)
```

User (Admin) logged in at 5/13/11 9:28 AM from 127.0.0.1

Fertig

Overview Alkacon OAMP GeoMap Module

Create a new folder (e.g. geomaps) in /_contents/. Resources of type GeoMap get stored here.



The screenshot shows the OpenCms Workplace interface in Mozilla Firefox. The browser address bar shows the URL: `http://localhost:8080/opencms_v8/opencms/system/workplace/views/workplace.jsp`. The interface includes a navigation bar with buttons for Back, Upload, Search, New, Level Up, and a Location dropdown set to `/_contents/`. A table displays the contents of the `/_contents/` directory.

Name	Title	Type	Size	Date last modified	Date released	Date expired
<code>_new</code>	Model folder	folder		5/5/11 3:33 PM	-	-
<code>articles</code>	Articles	v8articlegallery		5/4/11 10:56 AM	-	-
<code>comments</code>	Comments	folder		5/8/11 5:26 PM	-	-
<code>configs</code>	Configurations for header and footer	folder		5/7/11 2:36 PM	-	-
<code>events</code>	Events	v8eventgallery		5/4/11 10:56 AM	-	-
<code>excelimports</code>	ExcelImports	folder		5/8/11 5:30 PM	-	-
<code>geomaps</code>	GeoMaps	folder		5/8/11 5:26 PM	-	-
<code>group_container</code>	Group Container Gallery	folder		5/7/11 2:38 PM	-	-
<code>images</code>	Image Galleries	imagegallery		5/7/11 5:43 PM	-	-
<code>lists</code>	Lists	v8listgallery		5/7/11 2:37 PM	-	-
<code>logins</code>	Logins	folder		5/7/11 2:37 PM	-	-
<code>news</code>	News	v8newsgallery		5/4/11 10:56 AM	-	-
<code>searches</code>	Searches	folder		5/7/11 2:37 PM	-	-
<code>surveys</code>	Surveys	folder		5/8/11 5:26 PM	-	-
<code>twitters</code>	Twitters	folder		5/7/11 2:37 PM	-	-
<code>webform_reports</code>	Webform Reports	folder		5/8/11 5:54 PM	-	-
<code>webforms</code>	Webforms	folder		5/8/11 12:18 PM	-	-

The status bar at the bottom indicates: "User (Admin) logged in at 5/13/11 9:28 AM from 127.0.0.1". The bottom right corner shows a "Fertig" button and a status indicator "N/A".

Overview Alkacon OAMP GeoMap Module

Under `/_contents/_new/` make a new GeoMap to be the default file, your GeoMaps get created from.

The screenshot shows the OpenCms Workplace interface in Mozilla Firefox. The browser address bar shows `http://localhost:8080/opencms_v8/opencms/system/workplace/views/workplace.jsp`. The top navigation bar includes 'Project Offline', 'Publish', 'Queue', 'Site /sites/default/', 'View Explorer', 'Reload', 'Preferences', 'Help', 'Exit', and 'OpenCms'. The left sidebar shows a file tree with the following structure:

- /sites/default/
 - _categories
 - _config
 - _contents
 - _new
 - pages
 - articles
 - comments
 - configs
 - events
 - excelimports
 - geomaps
 - group_container
 - images
 - lists
 - logins
 - news
 - searches
 - surveys
 - twitters
 - webform_reports
 - webforms
 - flower_en
 - Presentation
 - Comments_Demo
 - GeoMap_Demo
 - Webform_Demo
 - release

The main content area displays a 'New' dialog box titled 'Please select the new resource type'. It contains a table with the following items:

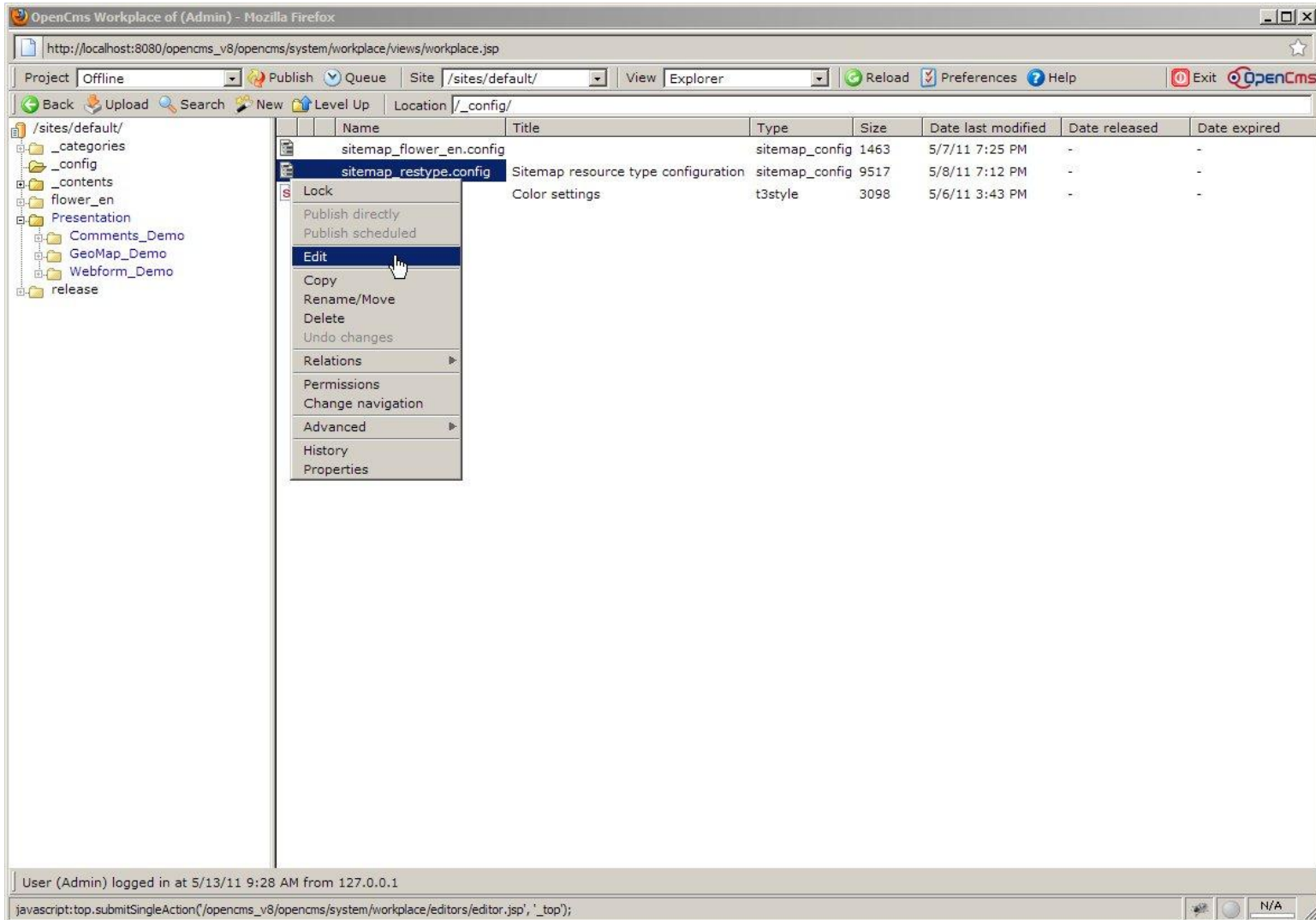
	I	Name
<input type="radio"/>		Alkacon Webform
<input type="radio"/>		Alkacon Webform Report
<input type="radio"/>		Article
<input type="radio"/>		Event
<input type="radio"/>		User Login Form
<input type="radio"/>		News
<input type="radio"/>		Search Form
<input type="radio"/>		Twitter Feed
<input type="radio"/>		Dynamic Configurable List
<input type="radio"/>		Template 3 Style
<input type="radio"/>		Header / Footer configuration
<input type="radio"/>		Alkacon Comments Configuration
<input checked="" type="radio"/>		Alkacon GeoMap
<input type="radio"/>		Photo album
<input type="radio"/>		Generic XML content
<input type="radio"/>		Alkacon Survey

At the bottom of the dialog box, there are two buttons: 'Continue >>' and 'Cancel'. A mouse cursor is pointing at the 'Continue >>' button.

The status bar at the bottom of the browser window shows: 'User (Admin) logged in at 5/13/11 9:28 AM from 127.0.0.1' and 'Fertig'.

Overview Alkacon OAMP GeoMap Module

Under `/_config/` edit the `sitemap_restype.config`.



The screenshot shows the OpenCms Admin interface in Mozilla Firefox. The browser address bar shows `http://localhost:8080/opencms_v8/opencms/system/workplace/views/workplace.jsp`. The interface includes a navigation bar with buttons for Back, Upload, Search, New, Level Up, and Location. The main content area displays a file manager view for the `/_config/` directory. A table lists files with columns for Name, Title, Type, Size, Date last modified, Date released, and Date expired. The file `sitemap_restype.config` is selected, and a context menu is open over it, showing options like Lock, Publish directly, Publish scheduled, Edit, Copy, Rename/Move, Delete, Undo changes, Relations, Permissions, Change navigation, Advanced, History, and Properties. The status bar at the bottom shows the user (Admin) logged in at 5/13/11 9:28 AM from 127.0.0.1.

Name	Title	Type	Size	Date last modified	Date released	Date expired
<code>sitemap_flower_en.config</code>		<code>sitemap_config</code>	1463	5/7/11 7:25 PM	-	-
<code>sitemap_restype.config</code>	Sitemap resource type configuration	<code>sitemap_config</code>	9517	5/8/11 7:12 PM	-	-
Color settings		<code>t3style</code>	3098	5/6/11 3:43 PM	-	-

Overview Alkacon OAMP GeoMap Module

Add new ResourceType.

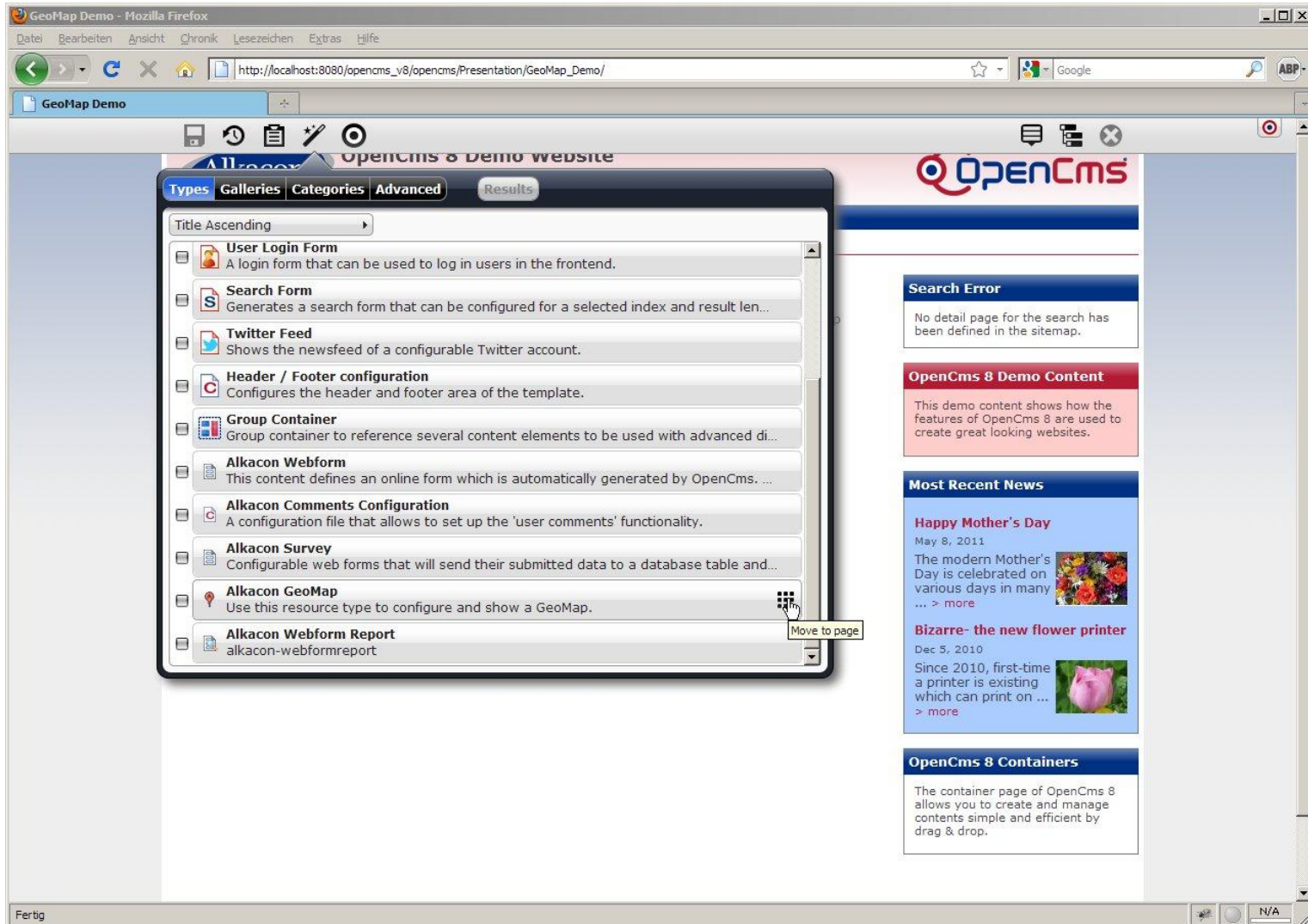
The screenshot shows the OpenCms administration interface for editing the configuration file `/_config/sitemap_restype.config`. The interface displays a list of ResourceTypes, each with its own configuration panel. The configuration for Resource Type [13] is highlighted with a red oval.

ResourceType	Source file	Folder	Pattern
ResourceType [11]:	<code>/_contents/_new/comment.html</code>	<code>/_contents/comments/</code>	<code>cmnt_%(number).html</code>
ResourceType [12]:	<code>/_contents/_new/survey.html</code>	<code>/_contents/surveys/</code>	<code>sv_%(number).html</code>
ResourceType [13]:	<code>/_contents/_new/geomap.html</code>	<code>/_contents/geomaps/</code>	<code>gm_%(number).html</code>
ResourceType [14]:	<code>/_contents/_new/webform_report.html</code>	<code>/_contents/webform_reports/</code>	<code>wr_%(number).html</code>

At the bottom of the interface, a status bar indicates: "User (Admin) logged in at 5/13/11 9:28 AM from 127.0.0.1" and "Fertig" (Done).

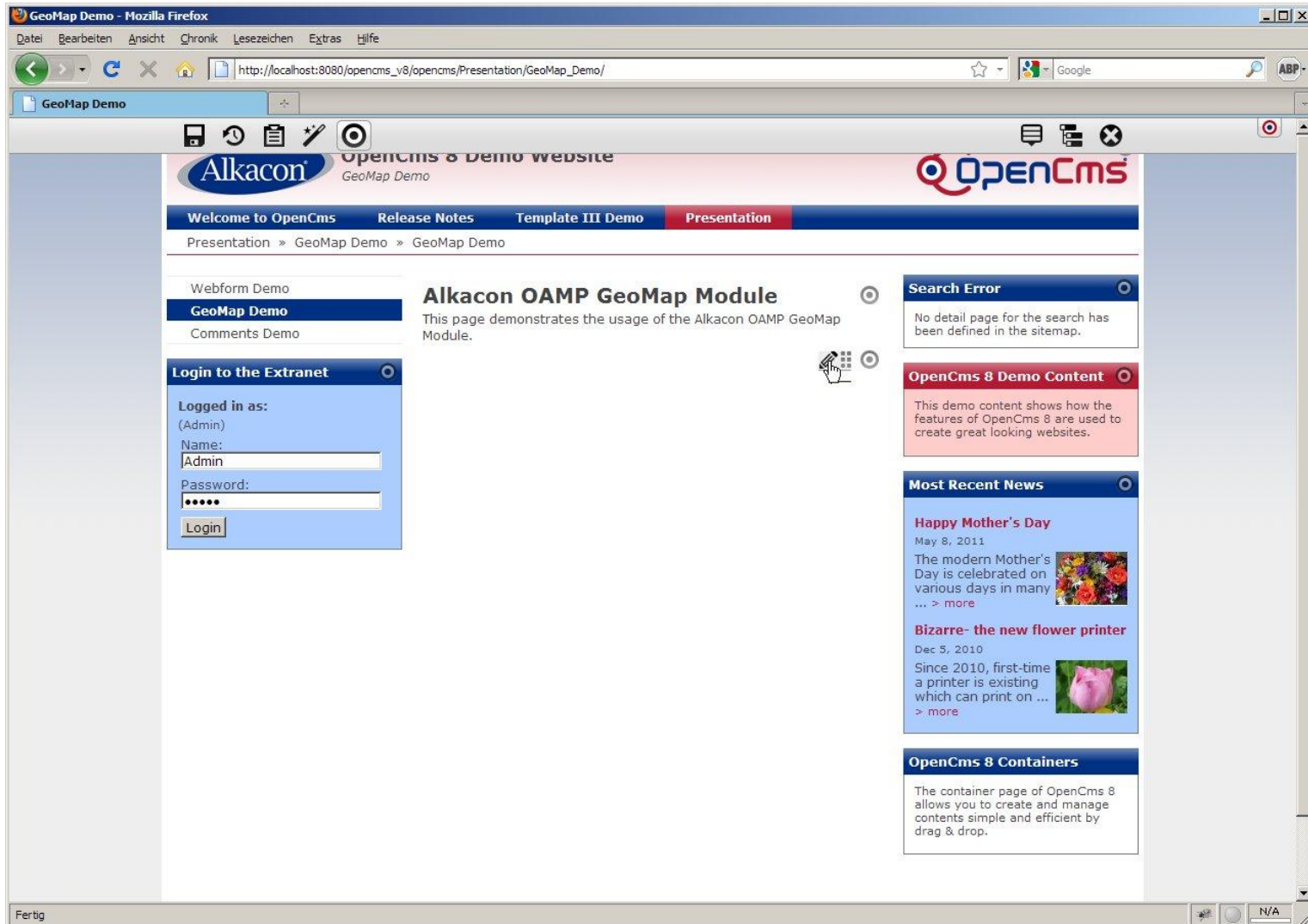
Overview Alkacon OAMP GeoMap Module

In ADE click the "Add Wizard".



Overview Alkacon OAMP GeoMap Module

Drag & Drop the GeoMap where you want it. Edit the (empty) GeoMap



GeoMap Demo - Mozilla Firefox

http://localhost:8080/opencms_v8/opencms/Presentation/GeoMap_Demo/

Alkacon OAMP GeoMap Module

This page demonstrates the usage of the Alkacon OAMP GeoMap Module.

Search Error

No detail page for the search has been defined in the sitemap.

OpenCms 8 Demo Content

This demo content shows how the features of OpenCms 8 are used to create great looking websites.

Most Recent News

Happy Mother's Day
May 8, 2011
The modern Mother's Day is celebrated on various days in many ... > more

Bizarre- the new flower printer
Dec 5, 2010
Since 2010, first-time a printer is existing which can print on ... > more

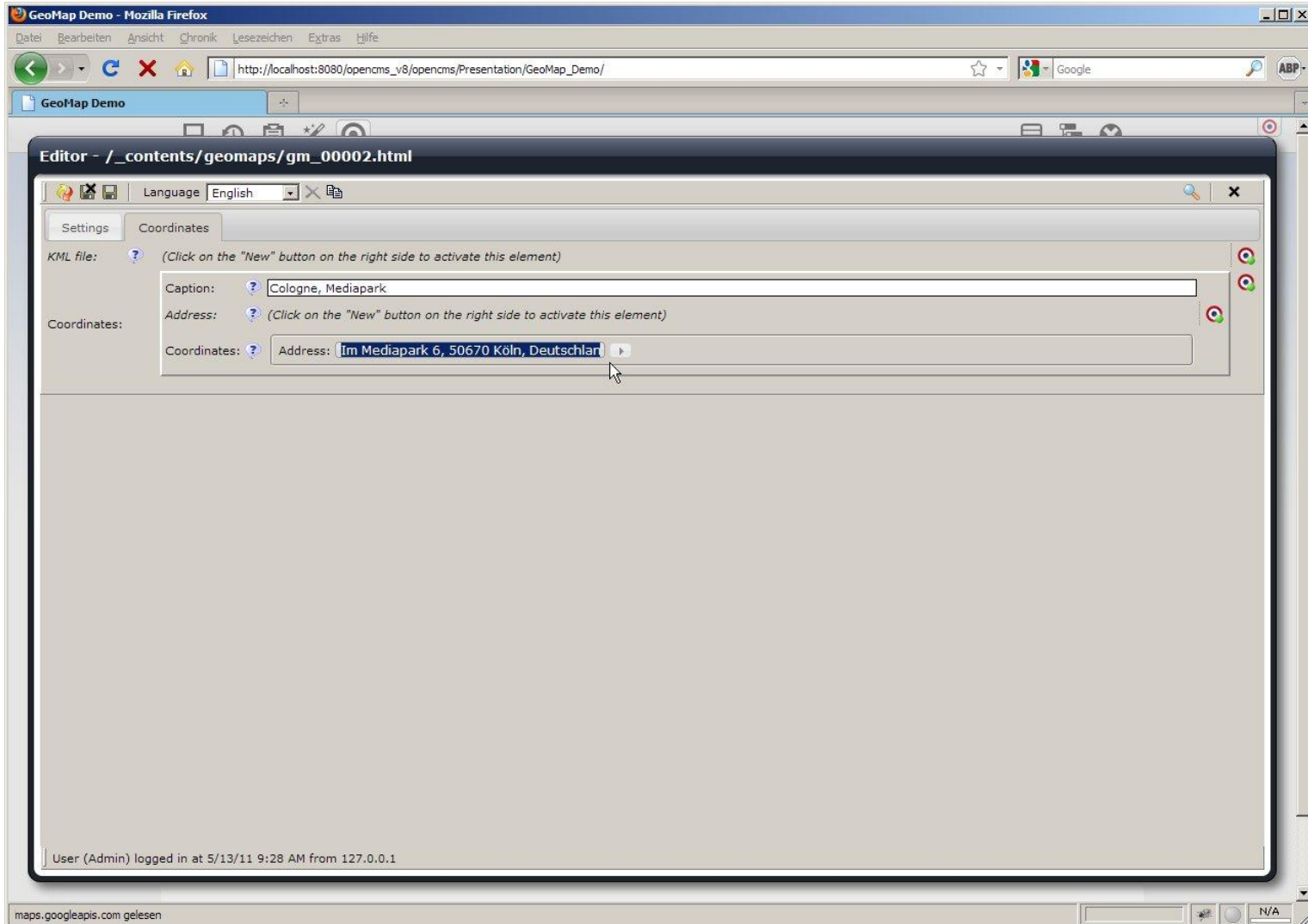
OpenCms 8 Containers

The container page of OpenCms 8 allows you to create and manage contents simple and efficient by drag & drop.

Fertig

Overview Alkacon OAMP GeoMap Module

GeoMap gets edited as you like.



Overview Alkacon OAMP GeoMap Module

Done.

The screenshot shows a Mozilla Firefox browser window displaying the 'GeoMap Demo' website. The browser's address bar shows the URL: `http://localhost:8080/opencms_v8/opencms/Presentation/GeoMap_Demo/`. The website header includes the 'Alkacon' logo and 'OpenCms 8 Demo website GeoMap Demo'. A navigation menu contains links for 'Welcome to OpenCms', 'Release Notes', 'Template III Demo', and 'Presentation'. Below the menu, the breadcrumb trail reads 'Presentation > GeoMap Demo > GeoMap Demo'. On the left side, there is a sidebar with 'Webform Demo', 'GeoMap Demo' (selected), and 'Comments Demo'. Below this is a 'Login to the Extranet' section showing 'Logged in as: (Admin)' with a name field containing 'Admin' and a password field with masked characters, and a 'Login' button. The main content area features the title 'Alkacon OAMP GeoMap Module' and a sub-header 'Cologne, Mediapark'. The text below states: 'This page demonstrates the usage of the Alkacon OAMP GeoMap Module. This is a demo of the Alkacon OAMP Module.' A Google Map is displayed with a red pin at 'Cologne, Mediapark Im Mediapark 6 50670 Köln'. The map includes street names like 'Neuehren', 'Erlfstraße', 'Hansaring', 'Kyostraße', 'Turner Str.', and 'Altstadt-Nord'. On the right side, there are four widget boxes: 'Search Error' (No detail page for the search has been defined in the sitemap.), 'OpenCms 8 Demo Content' (This demo content shows how the features of OpenCms 8 are used to create great looking websites.), 'Most Recent News' (with two news items: 'Happy Mother's Day' and 'Bizarre- the new flower printer'), and 'OpenCms 8 Containers' (The container page of OpenCms 8 allows you to create and manage contents simple and efficient by drag & drop.). The browser's status bar at the bottom shows 'Fertig' and 'N/A'.

Alkacon OAMP HtmlCleaner Module



Key features:

- HTML code generated by OpenCms authors gets checked and converted automatically
- can be applied to a selected single file or folder or even up to complete folder structures.
- process HTML and non-validating XML.



Usage:

- HtmlCleaner Configuration
- Activate HtmlCleaner
- Rewrite existing content with one click



Thank you very much for your attention!

Peter Sreckovic

Alkacon Software GmbH

<http://www.alkacon.com>

<http://www.opencms.org>

